


Ideas and activities for you to do at home after reading together.



“What the Ladybird Heard” and “What the Ladybird Heard Next” by Julia Donaldson and Lydia Monks



All activities could be done without the book!

Starting with a Story



Other linked stories
to read and enjoy.
Our activities can be
used with these
books too!






Animal Characters

Looking at the farm together.
Talking about groups – from the
first page.


Recall the animals on the farm with
your child.

Paint or draw to make your own
characters looking at how many
legs, where they live and what
sounds they make.

Talking Together



Talking Together



Use the book or this picture to discuss the animals in the story. Talk about who you are going to draw next e.g. this animal has feathers, this animal has 1 beak or this animal has 4 legs!

Can your child guess?

Get your child to test you - Play I am thinking of an animal!

Starting With a Story




Talking Together

Neigh

Once you have your pictures play a sound game – you make the sound the animal makes and your child holds up the correct picture or swap around and let them test you.

(This will be good practise for one of our games later.)

Extend this by using where each animal lives e.g. This animal lives in a sty, in a stable in a barn...



Baa